

CHINESE DRAGON PUPPET

ASIAN PACIFIC AMERICAN HERITAGE MONTH

Create your own Chinese dragon puppet to celebrate Asian Pacific American Heritage Month! Dragons are a symbol of power and good luck in China, and the dragon dance is a traditional dance and performance often seen at festive celebrations.

1



Gather Supplies:

- Cardboard Egg Carton
- 3 Toilet Paper Rolls
- Construction Paper
- Markers / Paint
- Glue / Tape
- Hole Puncher
- Scissors
- 2 Straws
- String


2



Cut the egg carton in half to separate the lid from the egg holders.




3




Using the lid portion of the carton, cut triangles across all four sides to resemble jagged teeth. This will be the face of the dragon.

4




Decorate the face with construction paper, markers or paint.

5



Fold the face in half and make a hole on each side of the jaws with your hole puncher, then attach the jaws together with string. Make another hole at the back of the mouth to tie the dragon's body to.

6



Cut out each egg holder from the other portion of the carton – you will need 8 pieces to make the rest of your dragon.




7



Use markers or paint to decorate 2 egg holders for the eyes and 6 egg holders for the spine of your dragon.

8



Glue the eyes to the top of the head.

9



Use construction paper, markers or paint to decorate the 3 toilet paper rolls. These will be the body of the dragon.


10



Glue the 6 decorated egg holders to the top of the toilet paper rolls to make the dragon's spine.



11



Punch a hole on the bottom portion of the mouth, insert a straw, and secure it with tape.

12



Punch a hole on the bottom of one of the toilet paper rolls, insert a straw, and secure it with tape.

13



To build the body of your dragon, insert a large piece of string through the hole in the back of the dragon's mouth and tie a knot to keep it in place, then insert each toilet paper roll one at a time – make sure the paper roll with the straw is inserted second.

14



Punch a hole on top of the last toilet paper roll, pull the string through the hole, and secure it with a knot to hold the body in place.



15



Now it's time to make your dragon dance! Hold it up by the straws and move it around like a traditional Chinese dragon.

