

Melted Crayon Planets

There are 8 planets in our Solar System: Mercury, Venus, Earth, Mars, Jupiter, Saturn, Uranus, and Neptune. Did you know that Jupiter is the largest planet and Mercury is the smallest? We live on the planet Earth. Create your own planet using melted crayons and see how it shines!


1




Gather Supplies:

- Crayons
- Pencil Sharpener
- Marker
- Cup / Plate
- Wax Paper
- Paper Towel
- Hole Puncher
- String
- Iron

2



Pick a planet that you would like to create and find the crayons that match the color of your planet. We chose planet Earth, so we used blue and green crayons.




3



Sharpen your crayons with a pencil sharpener and keep all the shavings. If you don't have a sharpener you can use a small hammer or something similar to crush your crayons into small pieces.

4



Put a paper towel down, then place a piece of wax paper on top of it. Arrange your shavings on the wax paper to make the colors look like the planet you chose.

5



When you are done, cover the crayon shavings with another sheet of wax paper, then place another paper towel on top.

6



With your iron on low heat, and with the supervision of an adult, slowly iron over the paper towel (without steam) until the crayon shavings are all melted.



7



Remove the paper towels and let the wax cool down.

8



Place a cup or plate on top of the parchment paper and draw a circle around it to make the shape of your planet.

9



Cut the circle out, then punch a hole at the top of your planet and add a piece of string to hang it from your window.

10



Now it's time to enjoy your creation! See how the colors shine when light passes through it?