

2016 NFPA Conference & Expo

Community Risk Reduction

Presented by:

Thomas J DiBernardo

Fire Chief

Sunrise Fire-Rescue

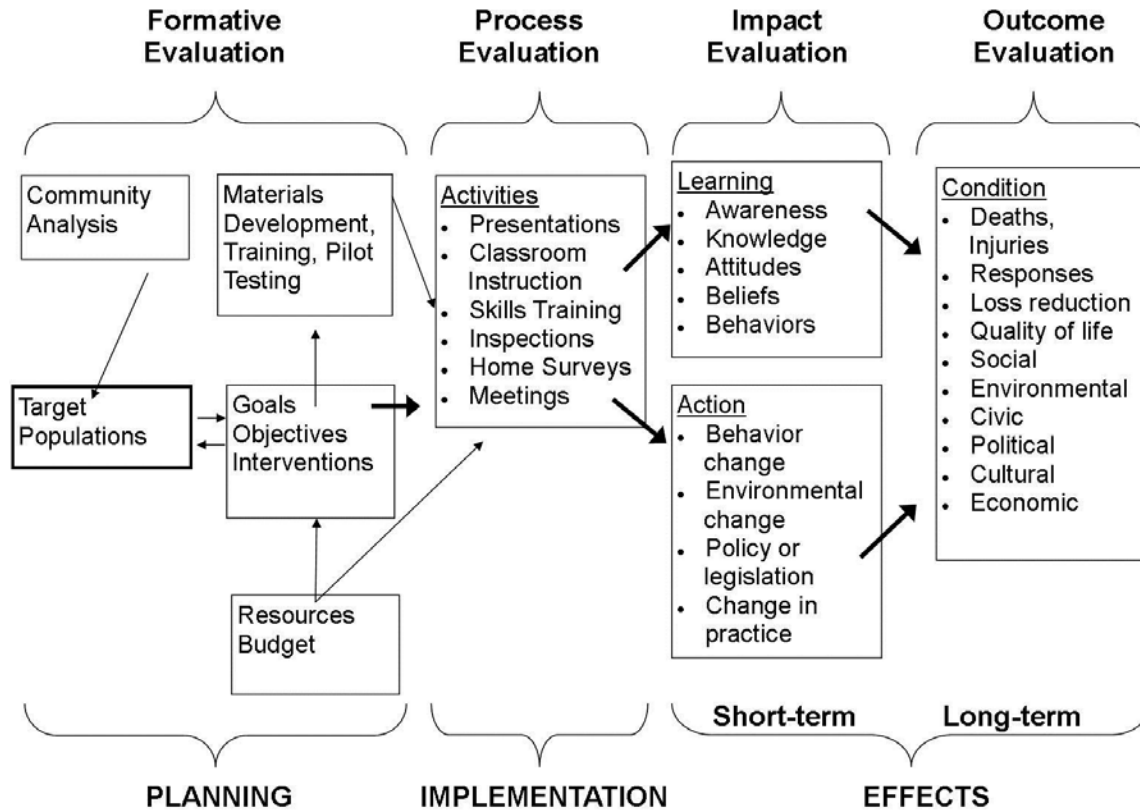
Community Risk Reduction

Purpose:

To reduce risk and find solutions through education, engineering, or enforcement



PROGRAM PLANNING AND EVALUATION FRAMEWORK



Source: US Fire Administration/National Fire Academy – CRR 2012

Community Risk Reduction



- Medical, Fire, Internal
- Engineering, Enforcement, Education
- SMART Goals
 - Specific, Measurable, Achievable, Realistic, Timely



Community Risk Reduction



MEDICAL

11 Personnel (2 Staff, 9 Firefighters)

- Repeat Calls (22%)
 - Community Paramedic Program
- Falls (14%)
 - Education, Engineering
- Motor Vehicle/Pedestrian (7%)
 - Engineering, Education



FIRE RELATED INCIDENTS

6 Personnel (3 Staff, 3 Firefighters)

- Cooking (31%)
 - Education
- False Alarms (22%)
 - Engineering and Enforcement
- Laundry Related (5%)
 - Enforcement and Education



Community Risk Reduction



INTERNAL INJURIES

9 Personnel (3 Staff, 4 Firefighters, RM, State Fire Marshall)

- Sprains/Strains/Overreaching
 - Engineering and Enforcement
- Exposures
 - Education, engineering
- Emergency Vehicle Operations
 - Engineering, Enforcement, Education



Community Risk Reduction



63,350

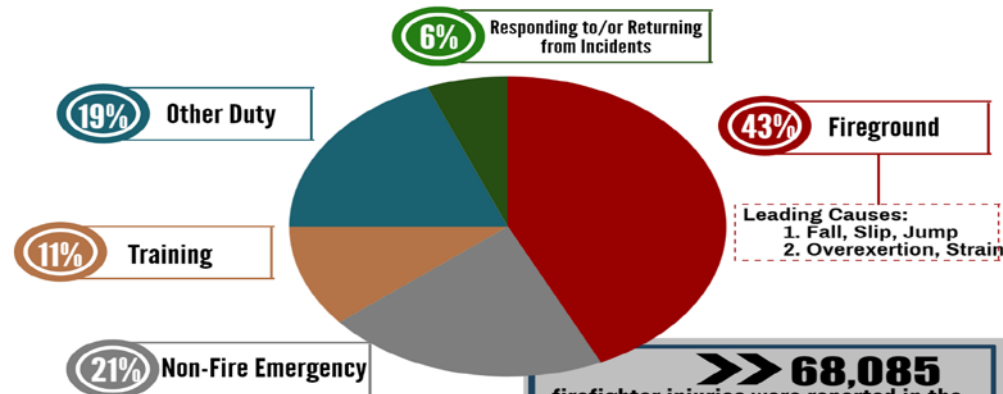
Note: These are national estimates of fires and firefighter injuries reported to U.S. municipal fire departments and so exclude fires and firefighter injury reported only to federal or state agencies or industrial fire brigades. National estimates of total fireground injuries are made based on data reported by fire departments to the NFPA in its Annual Fire Experience Survey. Firefighter detailed casualty information is based on data reported by fire departments participating in NFIRS 5.0. Fires are rounded to the nearest hundred, and fireground injuries are rounded to the nearest five.

Source: National estimates based on 2014 NFIRS and NFPA survey.

Community Risk Reduction



U.S. Firefighter Injuries 2015



Leading Causes:
 1. Fall, Slip, Jump
 2. Overexertion, Strain

68,085 firefighter injuries were reported in the U.S. during 2015

The Northeast Region reported a higher number of fireground injuries per 100 fires than the rest of the country (excluding NYC)

11,500 of these injuries resulted in **LOST TIME** in 2015

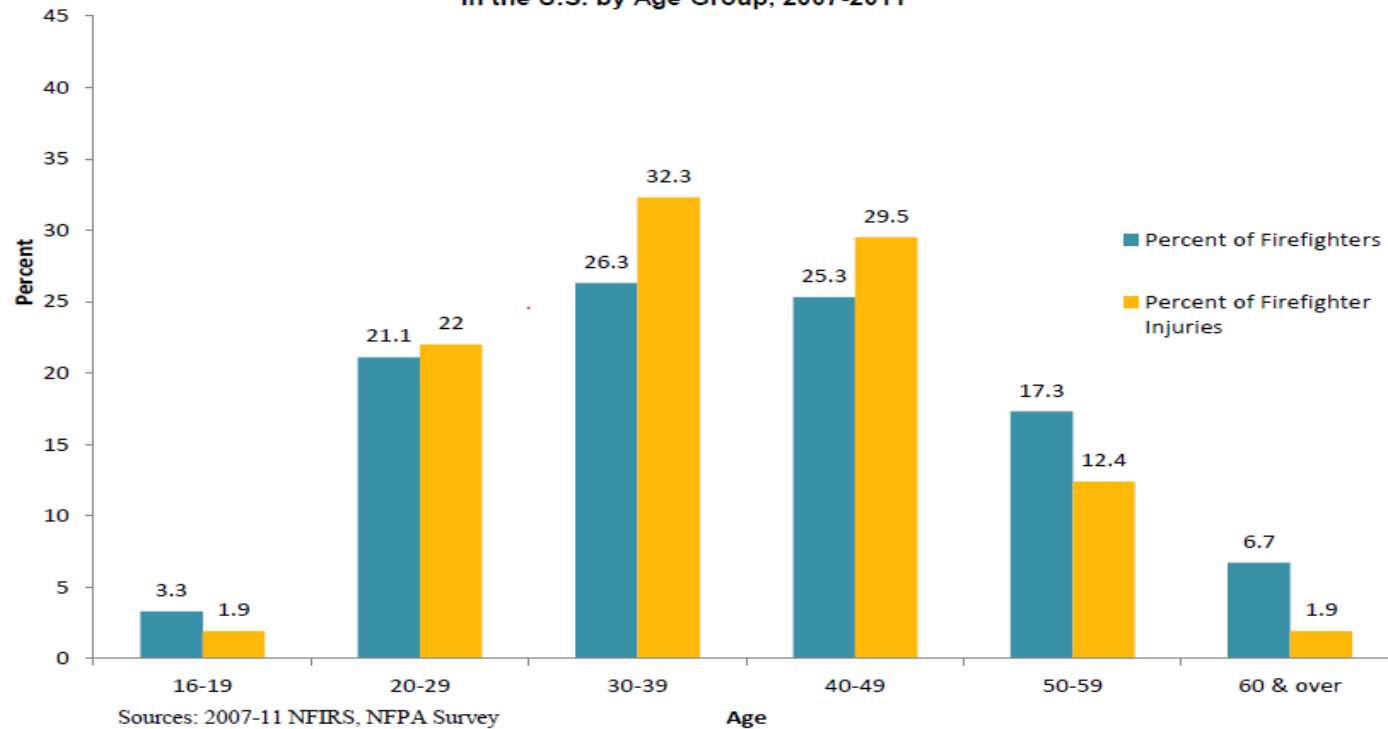
16,600 collisions involving fire department emergency vehicles resulted in 1,150 firefighter injuries.

27,250 exposures to hazardous conditions were reported & **8,350** exposures to infectious diseases were reported

Community Risk Reduction



Figure 1
Firefighters and Firefighter Injuries
in the U.S. by Age Group, 2007-2011

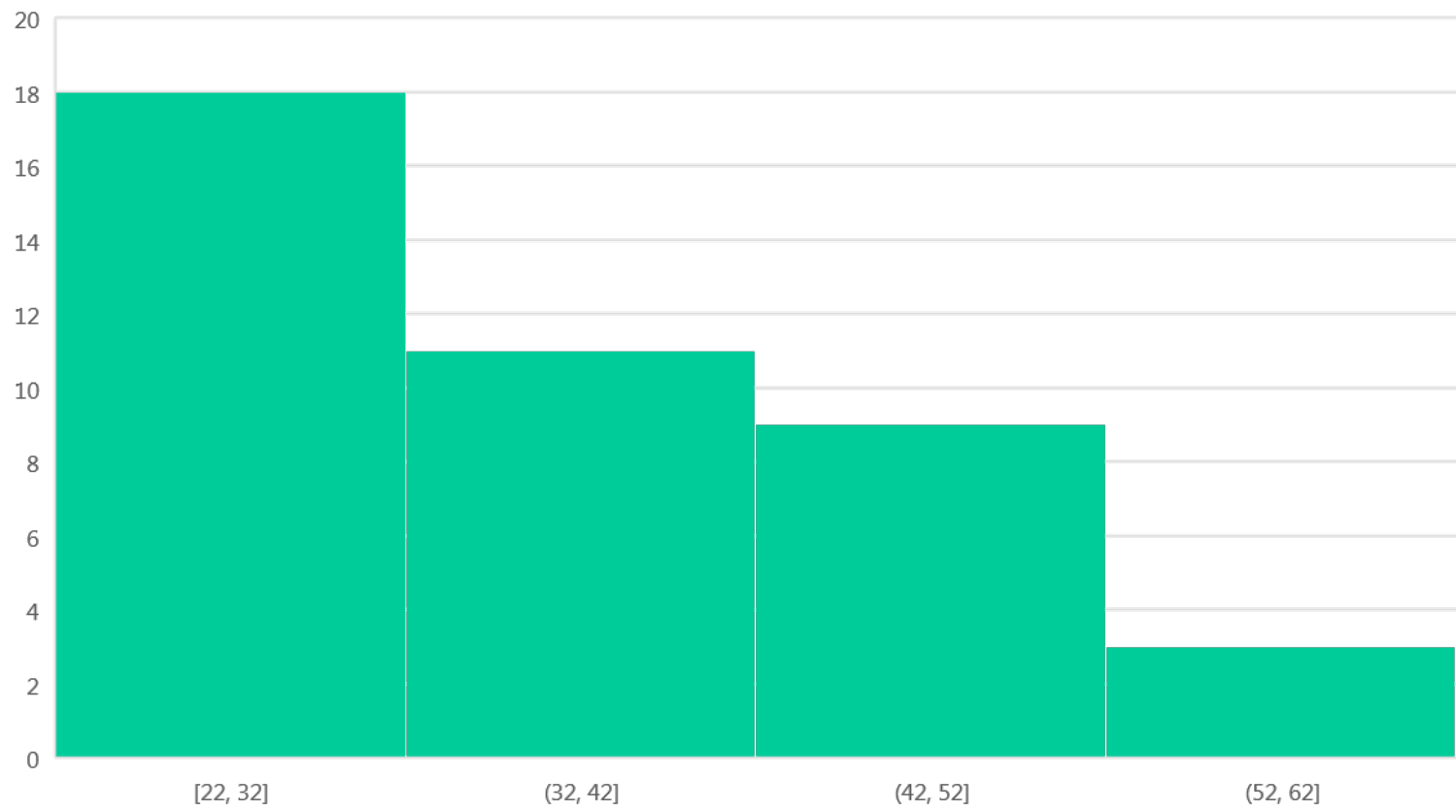




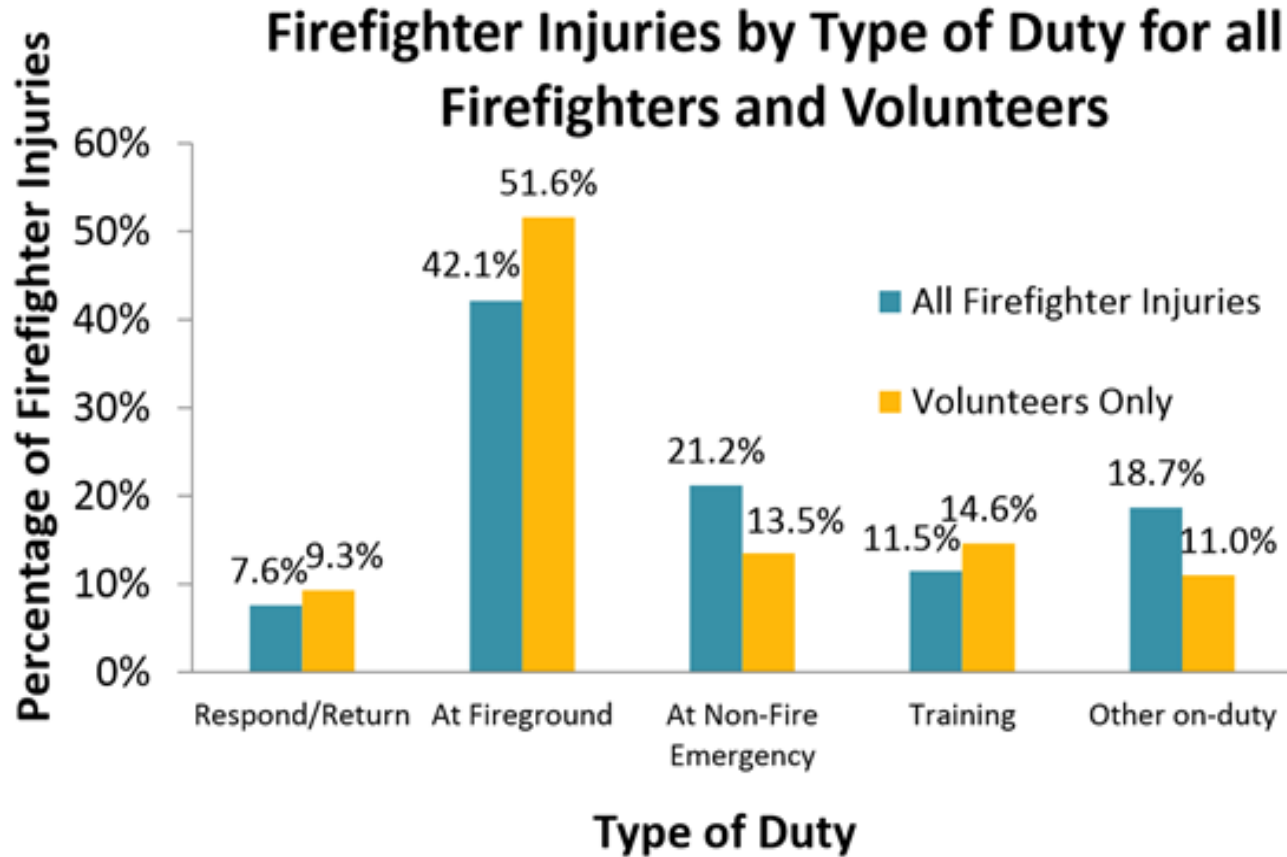
Community Risk Reduction



Sunrise CRR - AGE Data



Community Risk Reduction



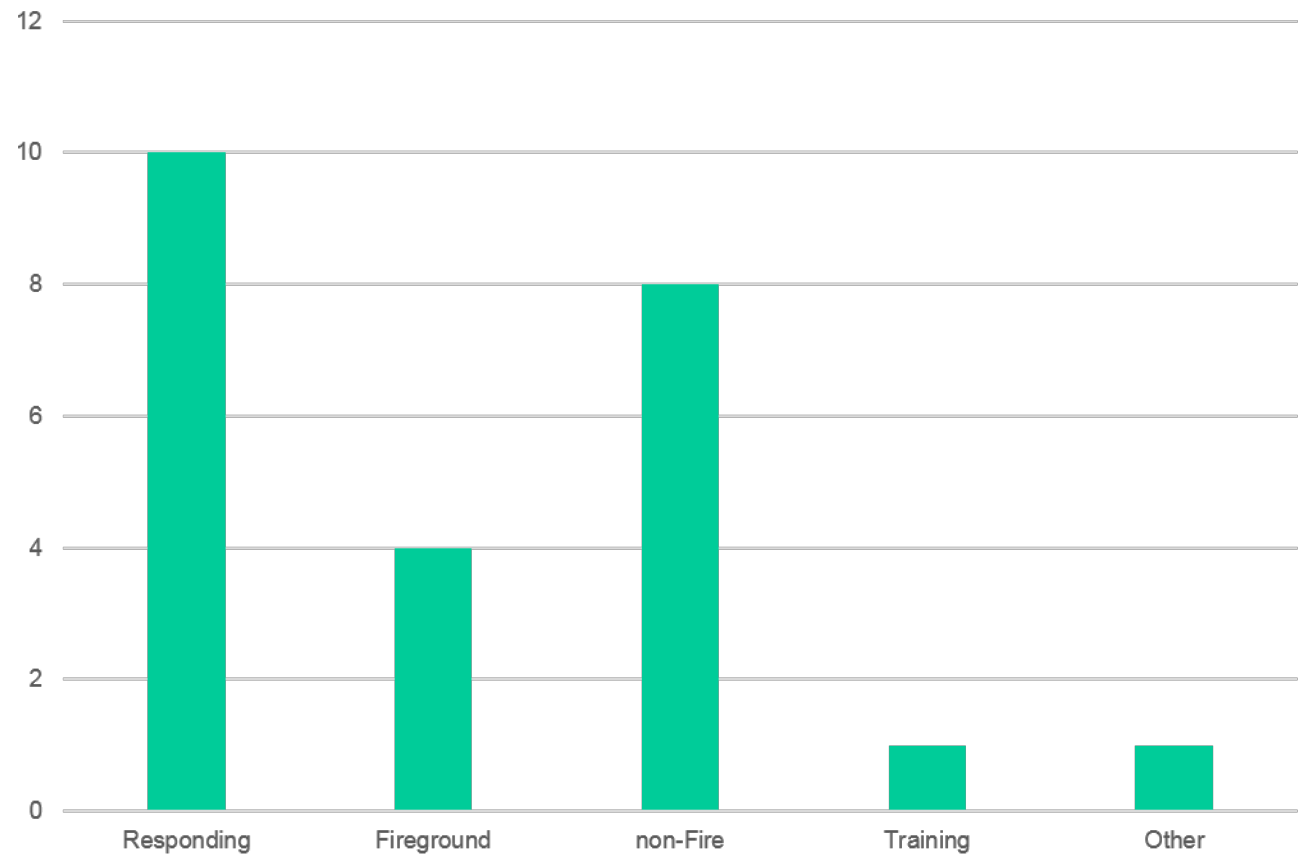
NFPA, "US Firefighters Injuries, 2012-2014.



Community Risk Reduction



Sunrise by Type of Duty





Community Risk Reduction

2014	Responding/ Returning	FireGround	Non-Fire Emergency	Training	Other
NFPA	4,165 (6.6%)	27,015 (42.6%)	14,595 (23%)	6,882 (10.9%)	10,695 (16.9)
Sunrise	0 (0%) 10 (41%) NI	4 (16%)	8 (33%)	1 (.04%)	10 (41%)



Community Risk Reduction

2014 27,015	Sprain /Strain	Wound	Smoke, Gas Inhalation	Burns/ Fire	Cardiac	Thermal	OTH
NFPA	14,210 (52%)	4,465 (16.5%)	1900 (7%)	1810 (6%)	210 (0.7%)	1250 (4.6%)	2,880 (10%)
Sunrise 2012- 2016	35 (44%)	6 (7.5%)	4 (5%)	0	4 (5%)	0	30 (37%)

Community Risk Reduction - Internal



- Power load Stretchers
- AC 69A Station Inspections
- CPR
- Safety Caddy
- 3 point entry/exit video
- Annual EVOG
- ACE instructors/Wellness Wed.



Support Services
Dedicated to Supporting the Dedicated

69A-62.024 Standards for Construction, Repair, and Maintenance of Firefighter Employee Places of Employment and the Inspection, Testing and Maintenance of Fire Apparatus.

This is a general description of the items to be inspected

1. General station conditions.			
Self explanatory			
2. Housekeeping.			
No cluttered items in hallways, closets or storerooms			
39 and 83 clear both gutters of debris on exercise side			
3. Exits.			
All signs lit and nothing blocking the means of egress, all door mechanisms inspected			
4. Walking and working surfaces.			
Free of clutter, dirt, or debris			
5. Apparatus floors/maintenance areas.			
Free of clutter, dirt, or debris			
6. Laundry/cleaning/disinfecting areas.			
Free of clutter, dirt, or debris			
All bunk rooms and bathrooms disinfected with BioPlanet unit			
7. Building exterior and grounds.			
Free of debris, foliage properly trimmed			
8. Decontamination rooms.			
Free of clutter, dirt, or debris			
Disinfected with BioPlanet unit			
9. Fire prevention and protection.			
Alarm panel functioning properly, sprinkler heads unblocked			
10. Hazardous materials.			
Clearly identified and properly placed			
11. Electrical wiring/fixtures/controls			
All checked for function			
12. Station Tone Test			
Dispatch to set off alerting system and verbal count at all stations			
13. GPS Rebroadcasting test			
With handheld unit, get satellite locations from outside station, walk inside building to loose satellite			
14. Blue Light test			
Depress Blue Light button and be sure that 911 receives call and has clear communications.			
15. Knox Box data download			

Community Risk Reduction - Internal



3 Points of Contact





Community Risk Reduction - Internal





Mission Statement



**At Sunrise Fire-Rescue,
we strive to...**

***“Anticipate and meet the needs of the
community while providing the highest
level of fire-rescue services.”***

tdibernardo@sunrisefl.gov